






CALLA CONTENT AND LANGUAGE LEARNING STRATEGIES
CALLA CONTENT AND LANGUAGE LEARNING STRATEGIES




STRATEGY	DESCRIPTION	
METACOGNITIVE STRATEGIES		
<p align="center">Organize / Plan</p>	 <p align="center">Planner</p>	<p>Before beginning a task:</p> <ul style="list-style-type: none"> -Set goals. -Plan the task or content sequence. -Plan how to accomplish the task (choose strategies). -Preview a text.
<p align="center">Monitor / Identify Problems</p>	 <p align="center">Check</p>	<p>While working on a task:</p> <ul style="list-style-type: none"> -Check your progress on the task. -Check your comprehension as you use the language. Do you understand? If not, what is the problem? -Check your production as you use the language. Are you making sense? If not, what is the problem?
<p align="center">Evaluate</p>	 <p align="center">I did it!</p>	<p>After completing a task:</p> <ul style="list-style-type: none"> -Assess how well you have accomplished the learning task. -Assess how well you have used learning strategies. -Decide how effective the strategies were. -Identify changes you will make the next time you have a similar task to do.








<p>Manage Your Own Learning</p>	 <p>Pace Yourself</p>	<ul style="list-style-type: none"> -Determine how you learn best. -Arrange conditions that help you learn. -Seek opportunities for practice. -Focus your attention on the task.
---------------------------------	--	---




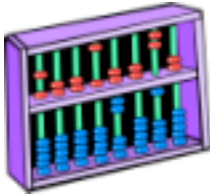

TASK-BASED STRATEGIES


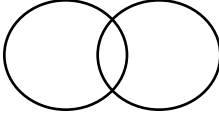




USE WHAT YOU KNOW

<p>Use Background Knowledge</p>	 <p>I know.</p>	<ul style="list-style-type: none"> -Think about and use what you already know to help you do the task. - Make associations between new information and your prior knowledge. -Use new information to clarify or modify your prior knowledge.
<p>Make Inferences</p>	 <p>Use Clues</p>	<ul style="list-style-type: none"> -Use context and what you know to figure out meaning. -Read and listen between the lines. -Go beyond the text to understand its meaning.
<p>Make Predictions</p>	 <p>Crystal Ball</p>	<ul style="list-style-type: none"> -Anticipate information to come. -Make logical guesses about what will happen in a written or oral text. -Make an estimate (math). -Make a hypothesis (science).




<p>Personalize</p>	 <p>Me</p>	<p>-Relate new concepts to your own life, to your experiences, knowledge, beliefs and feelings.</p>
<p>Transfer / Use Cognates</p>	 <p>Coffee/Café</p>	<p>-Apply your linguistic knowledge of other languages (including your native language) to the target language.</p> <p>-Recognize cognates.</p>
<p>Substitute / Paraphrase</p>	 <p>Make it work</p>	<p>-Use a synonym or descriptive phrase for unknown words or expressions.</p>
<div style="display: flex; justify-content: space-between; align-items: center;">  <div style="text-align: center;"> <p>USE YOUR SENSES</p> </div>  </div>		
<p>Use Images</p>	 <p>See it in your mind</p>	<p>-Use or create an actual or mental image to understand and/or represent information.</p> <p>-Use or draw a picture or diagram.</p>
<p>Use Sounds</p>	 <p>Sound Out</p>	<p>-Say or read aloud a word, sentence, or paragraph to help your understanding.</p> <p>-Sound out/vocalize.</p> <p>- Use your "mental tape recorder" to remember sounds, words, phrases, and/or conversations.</p>

<p>Use Your Kinesthetic Sense</p>		<p>--Act out a role, for example, in Readers' Theater, or imagine yourself in different roles in the target language.</p> <p>-Use real objects to help you remember words, sentences, or content information.</p>
<div style="display: flex; justify-content: space-between; align-items: center;">  <div style="text-align: center;"> <p>USE YOUR ORGANIZATIONAL SKILLS</p> </div>  </div>		
<p>Find/Apply Patterns</p>	 <p>abacus</p>	<ul style="list-style-type: none"> -Apply a rule. -Make a rule. -Recognize and apply letter/sound, grammar, discourse, or register rules. -Identify patterns in literature (genre). -Identify patterns in math, science, and social studies.
<p>Classify/Sequence</p>	 <p>Life cycle</p>	<ul style="list-style-type: none"> -Categorize words or ideas according to attributes. -Classify living things; identify natural cycles. -Identify order and sequences in math, science, and social studies. -Sequence events in history.

<p>Take Notes</p>	 <p>PDA</p>	<ul style="list-style-type: none"> -Write down important words and ideas while listening or reading. -List ideas or words to include in speaking or writing..
<p>Use Graphic Organizers</p>	 <p>A Venn diagram</p>	<ul style="list-style-type: none"> -Use or create visual representations (such as Venn diagrams, time lines, webs, and charts) of important relationships between concepts.
<p>Summarize</p>	 <p>Main Idea</p>	<ul style="list-style-type: none"> -Create a mental, oral, or written summary of information.
<p>Use Selective Attention</p>	 <p>Focus</p>	<ul style="list-style-type: none"> -Focus on specific information, structures, key words, phrases, or ideas.



USE A VARIETY OF RESOURCES

<p>Access Information Sources</p>	 <p>Look it up!</p>	<ul style="list-style-type: none">-Use the dictionary, the internet, and other reference materials.-Seek out and use sources of information.-Follow a model-Ask questions
<p>Cooperate</p>	 <p>Together</p>	<ul style="list-style-type: none">-Work with others to complete tasks, build confidence, and give and receive feedback.
<p>Talk Yourself Through It (Self-Talk)</p>	 <p>I can do it!</p>	<ul style="list-style-type: none">- Use your inner resources. Reduce your anxiety by reminding yourself of your progress, the resources you have available, and your goals.