

LEARNING STRATEGIES



JANET ORR AND KAY WESTERFIELD
SPONSORED BY THE AMERICAN CONSULATE GENERAL JERUSALEM
JULY/AUGUST 2010


What is a Learning Strategy?

A strategy is a tool, plan or method for doing a task.

- Language Learning and Communication Strategies
- Three Types of Learning Strategies
 - Cognitive-knowing, analyzing, summarizing, practicing
 - Metacognitive-thinking about thinking, self monitoring
 - Socio-affective – comfort with others, feeling safe to take risks

Why use strategies?

- Increase student academic success and language learning
- Create independent learners
- Adjust instruction to the students
- Provide students with organized approaches to learning




Read 7A and find the answers then discuss in groups:


Specialized Vocabulary:

- Autonomy – the ability to guide your own learning
- Cues – visual or verbal prompts to remind students
- Cognition – mental processes
- Metacognition – thinking about thinking & organizing
- Schema – interrelated knowledge patterns about a topic or context
- Affective – feelings
- Compensatory – making up for limited knowledge

- Why use strategies in your lesson?
- How do students behave when they are being strategic?
- What are the steps for using a strategy in a lesson?
- Which strategies will work best in your classroom?



What strategies do you use learning English?



- Complete the Language Learning Strategies Inventory.
- Compile the results of the inventory for your group. What strategies would be most effective with your group?
- Compare your results with those of the other groups.

Become familiar with strategies

Match the strategies with classroom tasks.


- Draw a poster to tell others how to avoid getting a cold.
- With a group put the names of the countries in the Gulf in alphabetical order.
- Proof read your partners report.
- Compare the attributes of West Bank with those of Syria.

Describe a common task in your classroom and tell which strategy is or could be implemented.




SEE or DON'T SEE?

- Students' strengths & needs linked to specific strategies.
- All students using the same learning strategies.
- Content & strategies linked to students' experiences.
- Content & strategies linked to students' emotions.
- Students tricking each other.
- Text-only materials.
- Structured learning.



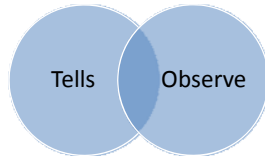

After Viewing

- Are there any strategies only useful in the language classroom?
- What is the difference between learning strategies and teaching strategies?
- What affective factors influence language learning?



Video Analysis

- Using the CALLA Handout, identify the strategies and place them in a Venn diagram
 - The teacher **tells** you that she is using in the class.
 - That you **observe** the students and teacher using.


Lesson Design

Read 7B

With a partner, plan a lesson for one of next week's classes.

Use the model to ensure inclusion of a variety of strategies.

Be prepared to tell the group about your lesson plan.



Adapted from Charol, A. U., Barnhardt, S., El-Dinary, P. B., & Robbins, J. (1999). The Learning Strategies Handbook. White Plains, NY: Addison-Wesley Longman.

